

## **Adapter Plate to Mount M50/S50B30 US Throttle Body or M52TU Dive-By-Wire Throttle Body to M54B30 Intake Manifold TEN9990851**



This adapter is designed to mount a M50/S50B30 US mechanically operated or M52TU Dive-By-Wire Throttle Body to a M54B30 Intake Manifold.

### **Option 1**

#### **Adapter Plate to Mount M50/S50B30 US Throttle Body to M54B30 Intake Manifold**

It allows you to use a mechanically operated throttle body instead of the drive by wire throttle body. The advantage of this is that you can easily use aftermarket engine management systems without extra wiring and programming.

### **Option 2**

#### **Adapter Plate to Mount M52TU Dive-By-Wire Throttle Body to M54B30 Intake Manifold**

It allows you to use a M54B30 intake manifold with your M52TU engine, throttle body, and stock ECU. The advantage is increased air flow from the M54B30 intake manifold over the M52TU intake manifold. Note: the M52TU throttle body will need to be modified to work in the application.

The plate mounts flush to the manifold with 4 flat head M6 Allen bolts (included). The throttle body mounts to the adapter with 4 M6 hex head bolts (not included, original mounting bolts can be re-used).



### **Parts list for kit:**

- 1 - Plate
- 4 – 6mm Flat Head Bolt




**Installation Instructions on start on page 2**

## Installation Instructions to Mount M50/S50B30 US Throttle Body to M54B30 Intake Manifold

1. Place a ring of sealant on the intake around the inlet opening. Then bolt adapter plate onto intake manifold with 6mm Flat Head Bolts. Note: Snug the 6mm bolts down in a circular pattern before fully tightening the bolts. This will help center adapter plate.




2. Place a ring of sealant on the throttle body mounting surface. Bolt throttle body onto adapter plate with 6mm bolts. Note: there are six tapped holes in the adapter plate use the holes shown in center image.




**Installation Instructions continued on page 3**

## Installation Instructions to Mount M52TU Throttle Body to M54B30 Intake Manifold

1. Place a ring of sealant on the intake around the inlet opening. Then bolt adapter plate onto intake manifold with 6mm Flat Head Bolts. Note: Snug the 6mm bolts down in a circular pattern before fully tightening the bolts. This will help center adapter plate.



2. You will need to remove some material from the throttle body to clear the idle control valve port on the intake manifold. Remove approximately 4mm deep and 28mm high of material from throttle body bolt boss. Note be careful not to damage electronics with heat or vibrations when removing material.



3. Ensure the throttle body has its profile gasket installed (source a new one if it does not). Bolt throttle body onto adapter plate with 6mm bolts Note: there are six tapped hole in the adapter plate use the holes show in center image.

